

## **IMPORTANT**

Due to a governing confidentiality agreement, we've refrained from disclosing actual client and solution names.

These have been changed appropriately, to more generic sounding terms and nomenclatures.

### **Company**

This company was established by an Indian in Norway in the year 2003. The company serves Indian food with the target of "Making Indian food as familiar as Pizza and Pasta."

This company is providing catering facilities for Parties and conferences in which they serve Indian food as their speciality.

This site contains features of **Member Registration, Providing Courses of Catering, Post Recipe, Shopping Cart and Content Management System for Admin.**

### **Industry:**

Food and Restaurant

### **Business Challenges:**

This site is to be developed in different languages. Currently this site is supporting two languages i.e. Norwegian & English.

User had a requirement to change content of page using a content management system like dot net nuke, in which he should be able to insert videos, images and image animations.

The second major requirement of user is to use a book like animation to open next or previous page of the website.

The animation is going to be developed in Flash which is going to take data from database which is entered by admin using Content Management system (CMS).

Third major task is to play flv videos on website which will be uploaded by admin. Admin is going to provide any video file format which we have to convert to flv format to play.

### **Software Solution**

For multi language support we had used UNICODE fonts to support different languages. Admin user can change any of the contents on the website using language editor.

The major task is to convert video files to flv while uploading. We had made an application which will upload and convert file to flv format to play it on the website.

For Content management we had developed an application like dot net nuke from which a user can view output result immediately after alerting the page.

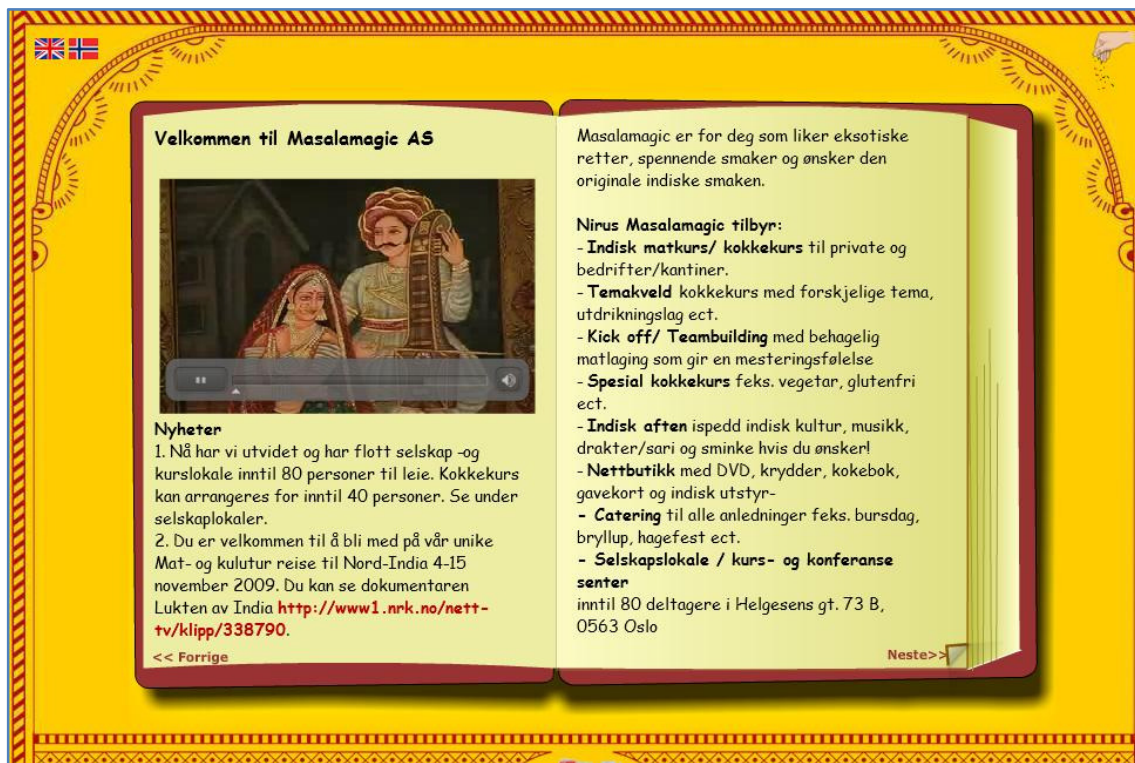
For book like animation we had used Flash which will use XML file to show data onto different pages.

### Features:

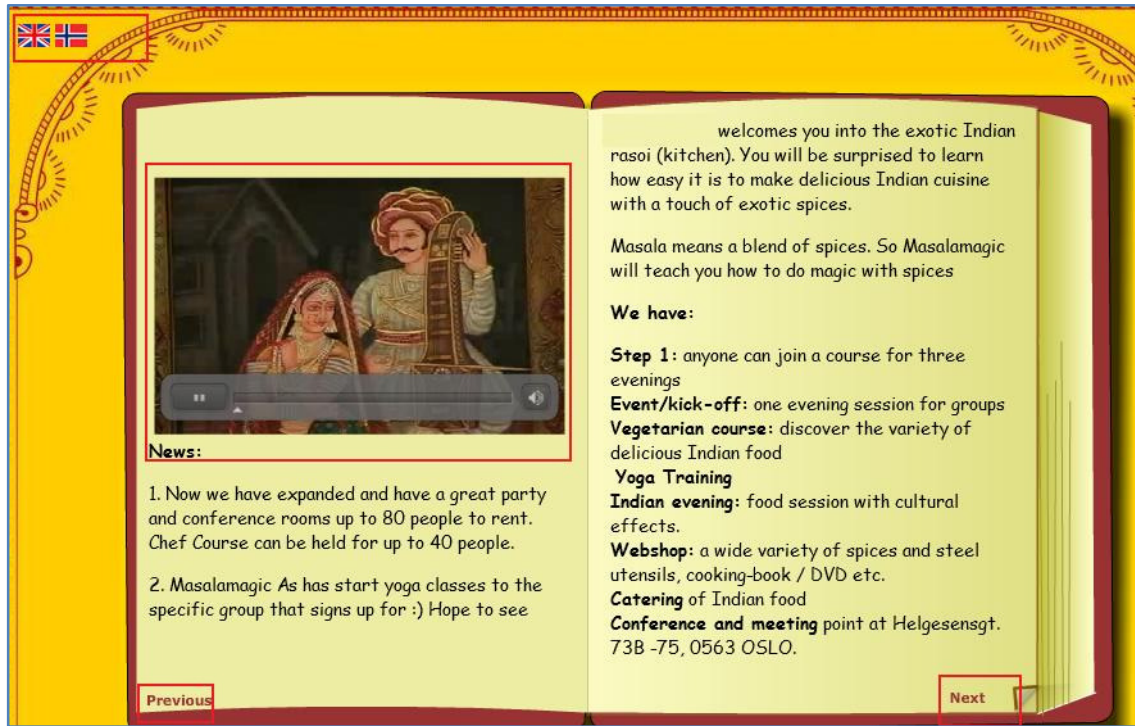
- 1) Multi language support
- 2) Upload and play .flv files.
- 3) Content Management system for Admin (CMS)
- 4) Member registration
- 5) Shopping cart.
- 6) Payment Gateway
- 7) Recipe Sharing
- 8) Upload animated images.

### Some Screen Shots

#### Home Page in Norwegian



#### Home Page in English



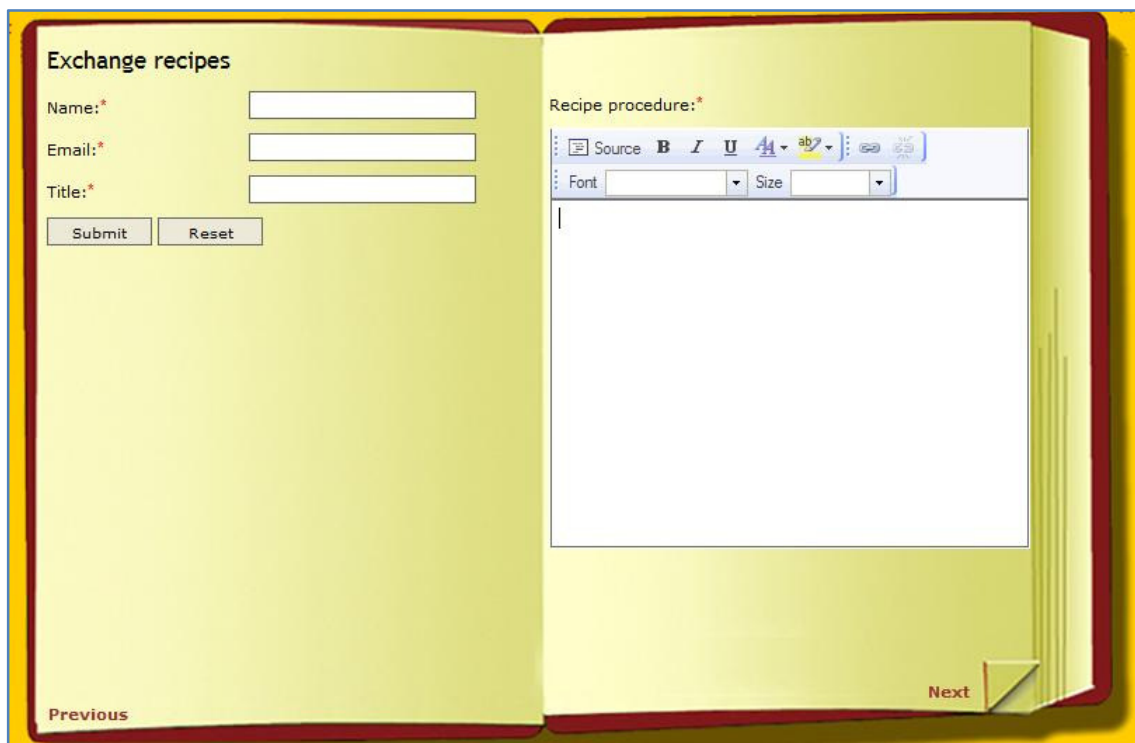
**Packages and Image Animations in Norwegian**



### Packages and Image Animations in English



### Exchange Recipes





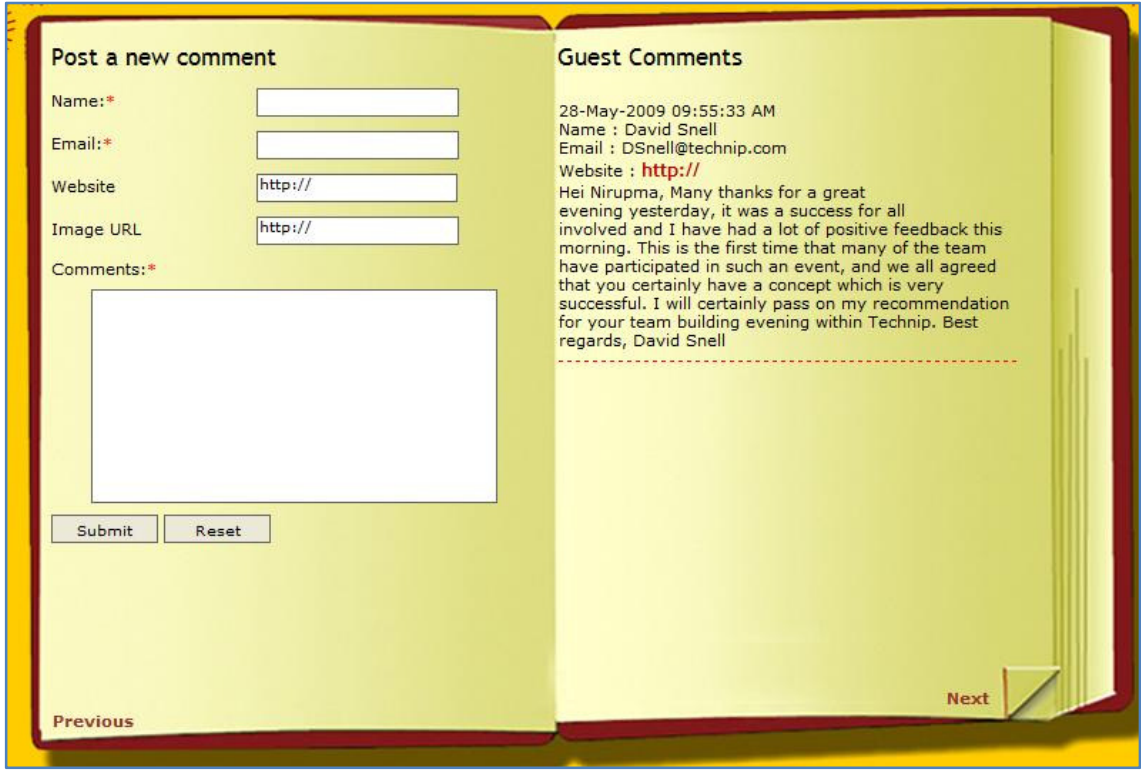
## Member Registration

Already Reigster	New User Registration
<p>UserId(Email)* <input type="text"/></p>	<p>First Name :* <input type="text"/></p>
<p>Password* <input type="text"/></p>	<p>Last Name :* <input type="text"/></p>
<p><input type="button" value="Submit"/> <input type="button" value="Reset"/></p>	<p>Address :* <input type="text"/></p>
<p><a href="#">Forgot Password?</a></p>	<p>Phone :* <input type="text"/></p>
	<p>Pin/Zip Code :* <input type="text"/></p>
	<p>Email :* <input type="text"/></p>
	<p>Password :* <input type="text"/></p>
	<p>Confirm Password :* <input type="text"/></p>
	<p>Remarks: <input type="text"/></p>
	<p><input type="button" value="Submit"/> <input type="button" value="Reset"/></p>
<p><a href="#">Previous</a></p>	<p><a href="#">Next</a></p>

## Display Recipe

Roti/Hverdaslomper	
<p><b>Ingredienser:</b></p> <p>300 gr. Sammalt hvete fin Ca. 2 dl. Vann</p> <p><b>Frengangsmåte:</b></p> <p>Lag en passe fast deig av mel og vann. La deigen stå tildekket i ca. 10 - 15 min. Ha litt vann på hendene og kna deigen i et par minutter. Deigen kan lages i kjøkkenmaskin.</p> <p>Del opp deigen i små boller, rull hver bolle i mel før du begynner å kjevla. Rull lompen i melet igjen dersom den klebrer seg til kjevlen.</p> <p>Lag en rund lompe på tykkelse som en potetlompe, prøv deg fram. Legg lompen over i en tørr jernpanne eller teflonpanne. Smør eller olje er ikke nødvendig, bruk matpinsett eller stekespade for å vende lompen når den skifter farge.</p>	 <p>Snu denne en gang til etter et par minutter. Press forsiktig med en ren gryteklut til lompen fylles med luft og blir gjennomstekt på begge sider.</p> <p>Smaker nydelig med ghee eller smør på og serveres både til daal linsor og subji forskjellige grønnsaker.</p>
<p><a href="#">Previous</a></p>	<p><a href="#">Next</a></p>

**Guest Comments**




**Payment Gateway**

## Nord4you@aol.com

---

**Payment for Registration** **Total: \$400.00 USD**

---





**Create a PayPal Account or Log In** 

[Learn more](#) about PayPal - the safer, easier way to pay.

**Create a PayPal account**

Country:

Credit Card Number:

Payment Type:    

Expiration Date:  /  CSC:  [What's this?](#)

First Name:

Last Name:

Billing Address Line 1:

Billing Address Line 2:  (optional)

City:

State:

ZIP Code:

Home Telephone:  555-555-1234

Email:

Create PayPal Password:  (8 characters minimum)

Confirm Password:

By clicking the button below, I agree with PayPal's [User Agreement and Privacy Policy](#)

**Already have a PayPal account?**

**Please log in**

Email:

Password:

Forgot [email address](#) or [password](#)?